

# Scout Leader Pins

George Crowl

## Part 3 - Table of Hat and Collar Pin Front and Back Varieties through References

### TABLE OF CONTENTS (Cont'd)

Introduction . . . . .	Part 1
Illustrated Glossary of Pin Terms . . . . .	Part 1
Basic Pin Identification . . . . .	Part 1
Varieties of Hat and Collar Pins - 1920-1968 . . . . .	Part 1
Varieties of Lapel Pins - 1920-54 . . . . .	Part 2
Table of Hat and Collar Pin Front and Back Varieties . . . . .	Part 2
Table of Lapel Pin Front and Back Varieties . . . . .	Part 3
Catalog/Insignia Guide Illustrations from 1937, 1938, 1953 and 1960 . . . . .	Part 3
Early Pins from 1913-16 . . . . .	Part 3
Early Pins from 1917-19 . . . . .	Part 3
Badge by Name and Dates after 1920 . . . . .	Part 3
Terms for Offices/Positions . . . . .	Part 3
References . . . . .	Part 3
Cub Scout Collar and Lapel Pins . . . . .	Part 4
Boy Scout Collar and Lapel Pins . . . . .	Part 4
Senior Scout Collar and Lapel Pins . . . . .	Part 4
District and Council Collar and Lapel Pins . . . . .	Part 4
National Collar and Lapel Pins . . . . .	Part 4

### TABLE OF HAT AND COLLAR PIN FRONT AND BACK VARIETIES

NOTE: We have identified badge and back combinations that we know exist. We know there are many more combinations that exist. If you have a combination not listed in this table, please contact George at my address at the end of this paper, and advise me so I can correct this paper.

†Thanks to Don De Young for information from his forthcoming history of Cub uniforms and insignia. VT means vertical top entry, VS means vertical side entry.

<b>CUB SCOUTS†</b>	<b>Collar Pins (No lapel pins)</b>				
<b>Badge</b>	<b>Crude Hook</b>	<b>Locking Clasp</b>	<b>Safety Pin</b>	<b>Bent Wire</b>	<b>Clutch Back</b>
Cubmaster CUBS enamel	H [ ]	HT [ ] HS [ ]			
Cubmaster CUBS painted				H [ ]	
Cubmaster Cub Scouts		HS [ ] VS [ ] HT [ ]			
ACM CUBS enamel	H [ ]	HT [ ] HS [ ]			
ACM CUBS painted				H [ ]	
Asst Cubmaster Cub Scouts curved		HS [ ] VS [ ] HT [ ]			H [ ]
Den Mother CUBS BSA	Sew-On [ ]	VT [ ] VS [ ]	V [ ]	H [ ] V [2Dif] V Ster [ ]	
Den Mother Cub Scouts	Sew-On [ ]	VS [ ] V* [ ]			[ ]
Pack Cmte CUBS enamel	H [ ]	HT [ ] HS [ ]			
Pack Cmte CUBS painted				H [ ] H [ ] short	
Pack Committee Cub Scts		HS [ ] HT [ ] VS [ ]	V [ ]		H [ ]
Fld Cmr CUBS enamel	H [ ]	HT [ ] HS [ ]	H [ ]		
Fld Cmr CUBS painted				H [ ]	
Asst Fld Cmr CUBS enm	H [ ]	HT [ ] HS [ ]	H [ ]		
Asst Fld Cmr CUBS paint				H [ ]	

<b>BOY SCOUTS</b>	<b>Collar and Hat Pins</b>				
<b>Badge</b>	<b>Screw Back 1920-@28</b>	<b>Locking Clasp @1928-60</b>	<b>Safety Pin 40s War?</b>	<b>Bent Wire 40s-48 War?</b>	<b>Clutch Back 1960-68</b>
Scoutmaster SCLS5 dk grn	[ ]				
SM SCLS5 lt grn	[ ]				
SM SCMS0 lt grn	[ ]				
SM SCSS4 dk grn	[ ]	[ ]			
SM SCSS4 lt grn	[?]	[ ]			
SM TWC7	[ ]	[ ]			
Scoutmaster TNC13		V [ ] H [ ]	V [ ] H [ ]	V [ ] H [ ]	V [ ]
Asst SM SCLS5 dk grn	[ ]				
Asst SM SCLS5 lt grn	[ ]				
Asst SM SCMS0 lit grn	[ ]				
Asst SM SCSS4 lt grn	[ ]	[ ]			
Asst SM TWC7 26mm		[ ]			
FC Asst SM TNC13		[ ]			
Troop Comm SCLS5	[ ]				
Asst SM TNC13	[ ]	V [ ] H* [ ] H [ ]	V [ ] H [ ]	V [ ] H [ ]	V [ ]
Layman SC 13		V [ ] V?* [ ]	[ ]		
Layman TWC7		[ ]			
Layman TNC13	[ ]	V [ ] H [ ]	V [ ] H?		V [ ] H [ ]
Chaplain 13		H [ ] V [ ]	V [ ]		V [ ]
Physician 13		H [ ]	V [ ]		V [ ]
2 JASM SCLS5 dk grn	[ ]				
3 JASM SCSS4 dk grn	[ ]				
4 JASM SCSS4 lt grn	[ ]				
5 JASM SCMS4 cut out	[ ]				
5.5 JASM SCLS5 notcutout	[ ]				
6 JASM SCSS4 cut out	[ ]				
7 JASM TWC7	[ ]				
8 JASM TNC13 enml bars	[ ]				
9 JASM TNC13 paint bars				H [ ]	

This is a complete clasp assembly attached directly to the back of the pin, a bar mounted spinlock. See Glossary locking clasp second illustration.

<b>PATROL LEADER</b>	<b>Vertical Safety Pin</b>	<b>Horizontal</b>	
First Class Patrol Leader	[ ]		
Second Class Patrol Leader		[ ]	
Tenderfoot Patrol Leader		[ ]	

<b>SENIOR SCOUTING</b>	<b>Collar and Hat Pins</b>				
<b>Badge</b>	<b>Screw Back</b>	<b>Locking Clasp</b>	<b>Safety Pin</b>	<b>Bent Wire</b>	<b>Clutch Back</b>
SS Hat Pin Bronze 20-24	[ ]				
Sea Scout Hat Pin 5/5	[ ]				
Sea Scout Hat Pin 13/7	[ ]			*[ ]	2 [ ]
Sea Scout Mate, MC, CC					1[ ], 2[ ]
Sea Scout Skipper					1[ ], 2[ ]
Sea Scout Council					1[ ], 2[ ]
Sea Scout Regional					1[ ]
Sea Scout National					2[ ]
Rover Scout Pin RS-08 (at least three different front varieties)		V [ ]	Combines features of locking and bent wire [ ]	H [ ] V [ ]	Unofficial [ ]
Rover Scout Mate RS-10					[ ]
Exp Scout Advisor ES-10		H [ ] V [ ]		V [ ]	
Exp Scout Asst Advisor ES-12		H [ ] V [ ]		H [ ] V [ ]	
Explorer Scout Universal Pin ES-05		H [ ] V [ ]			
Air Scout Universal	No	No	No	No	No
Outfit/Explorer Advisor EX-14		H [ ]			
Outfit/Explorer Asst Advisor EX-17		H [ ]			
Explorer Universal	No	No	No	No	No

\*Two prongs, top and bottom, inserted and bent to hold.

<b>COUNCIL COMMISSIONERS, PRESIDENTS, etc.</b>	<b>Collar and Hat Pins</b>				
	<b>Badge</b>	<b>Screw Back</b>	<b>Locking Clasp</b>	<b>Safety Pin</b>	<b>Bent Wire</b>
Council President (design embossed)					
Council President (design superimposed)			H [ ]		[ ]
Council Past President			V [ ]		V [ ]
Council Committee 20s blue	[ ]				
Scout (Council) Commissioner, SCLS5	[ ]				
SC, double screw back	[ ]	Per	Mitch	Reis	
SC, SCSS4	[ ]	H [ ]			
SC, TWC7		H [ ]			
SC, TNC13, US		H [ ]			
SC, TNC13, VS				V [ ]	
SC, TNC13, FS		H [ ]			H [ ]
Assistant Council Comr					[ ]
District Commissioner LS5	[ ]				
DC SCSS4	[ ]	H [ ]			
DC TWC7		H [ ]			
DC TNC13, US		H [ ]			
DC TNC13, VS				V [ ]	
DC TNC13, FS		H [ ]			H [ ]
Asst Dist Comr SCLS5	[ ]				
ADC SCSS4	[ ]	[ ]			
ADC TWC7		H [ ]			
ADC TNC13, US		H [ ]			
ADC TNC13, VS				V [ ]	
ADC TNC13, FS		H [ ]			[ ]
Neighborhood Comr SCLS5	[ ]				
NC SCSS4	[ ]	[ ]			
NC TWC7		H [ ]			
NC TNC13, US		H [ ]			
NC TNC13, VS				V [ ]	
NC TNC13, FS 35		H [ ]		V [ ]	H [ ]

<b>SCOUT EXECUTIVES</b>	<b>Collar and Hat Pins</b>				
<b>Badge</b>	<b>Screw Back</b>	<b>Locking Clasp</b>	<b>Safety Pin</b>	<b>Bent Wire</b>	<b>Clutch Back</b>
Chief Scout Executive		V?[ ]			[ ]
Natl Exec Staff 1920-29	[ ]				
Natl Exec Staff 29> dark		V[ ] H[ ]			
Natl Exec Staff 1929>light		V [ ]			V [ ]
Scout Exec SCLS5	[ ]				
Scout Exec SCSS4	[ ]	H [ ]			
Scout Exec TWC7		H [ ]			
Scout Exec TNC13, US		H [ ]			
Scout Exec TNC13, VS		H [ ]		V [ ]	
Scout Exec/Depy TNC13, FS		H [ ]			H [ ]
Asst Scout Exec SCLS5	[ ]				
ASE SCSS4	[ ]	H [ ]			
ASE TWC7		H [ ]			
ASE TNC13, US		H [ ]	H [ ]	V [ ]	
ASE TNC13, VS				V [ ]	
ASE TNC13, FS		H [ ]			H [ ]
Field Scout Exec SCLS5	[ ]				
FSE SCSS4	[ ]	[ ]			
FSE TWC7		?			
FSE TNC13, US		H [ ]			
FSE TNC13, VS		H [ ]		V [ ]	
FSE TNC13, FS		H [ ]			H [ ]
AFSE double screw back	[ ]	Per	Mitch	Reis	
Asst Field Scout Exec LS5					
AFSE SCSS4	[ ]	[ ]			
AFSE TWC7		H [ ]			
AFSE TNC13, US		H [ ]			
AFSE TNC13, VS		[ ]		V [ ]	
AFSE/CnclStf TNC13, FS		H [ ]			H [ ]
Male employee TWC7		[ ]			
Male employee TNC13			Bullet[ ]	V [ ]	V [ ]
Male employee round					
Woman employee (lapel) [listed again under lapel]		H [ ] V [ ]			[ ]

NOTE: I have not included tables for other national positions. Those who are interested may contact me for what I have on them. I have seen a woman employee lapel pin attached to a tie clip. ASE SCLS5 came with an N.S.Meyer backing. The inner screw back says PAT NOV 14-11. Since patents were valid for 17 years, most marked pins were probably made before 1928. There are both SCLS5 and SCSS4 varieties, both light and dark green. The JASM, SPL, NC, SE, FSE SCLS5 has the marked screw back, some others do not. SM/ASM SCSS4 and dark green JASM lapel pin have patented back, [so far no other SCSS4].

## TABLE OF LAPEL PIN FRONT AND BACK VARIETIES

Because George doesn't know much about lapel pin varieties, I am only putting down identified varieties and their logical extensions (i.e. if a SM pin, then a similar ASM pin). I leave an extra line in each pin category for you to mark additional varieties. When you find them, please send me a scan and a word description. I will update this paper from your input.

<b>CUBS/CUB SCOUTING</b>	<b>Lapel Pins</b>				
<b>Badge</b>	<b>Screw Back</b>	<b>Locking Clasp</b>	<b>Safety Pin</b>	<b>Bent Wire</b>	<b>Clutch Back</b>
"CUBS BSA" Universal pin enamel		H [ ]	H [ ]		
"CUBS BSA" Universal pin painted				H [ ]	
"Cub Scout" Universal Pin blue&gold			H [ ]		
"Cub Scout" Universal pin wht&gold					[ ]

<b>EARLIER ENAMEL BADGES</b>	<b>Lapel Pins</b>				
<b>Badge</b>	<b>Screw Back</b>	<b>Locking Clasp</b>	<b>Safety Pin</b>	<b>Bent Wire</b>	<b>Clutch Back</b>
Scoutmaster dark green 15x11mm, 13stars/5stripes					
Scoutmaster 17x12mm, 12/5					
Scoutmaster 17x11, 2/5 upright lt		V [ ]			
Scoutmaster stars, 13/5, stars down		[ ]			
ASM 16x11, 15/5 2 upright dk		V [ ]			
ASM 15x11, 15/5 2 upright dk		V [ ]			
ASM 15x11, 13/7 2 upright dk		V [ ]			
ASM 15x11, 13/5 2 upright dk		V [ ]			
ASM , 15/5 2 upright lt		V [ ]			
ASM 16x11, 14/5 2 upright lt		V [ ]			
ASM 17x12, 12/5 2 down lt		V [ ]			
Assistant Scoutmaster					
Troop Committeeman 1920-28		V [ ]			
Local Committeeman 1920>					
Scout Commissioner 14mm 2/3					
Scout Commissioner					
District Commissioner 14mm 2/3		V [ ]			
District Commissioner 5/3		H [ ]			
Asst District Commissioner 14mm 2/3		H [ ]			
Asst District Commissioner		H [ ]			
Neighborhood Commissioner 3/3		V [ ] H [ ]			
Scout Executive		V [ ]			
Asst Scout Executive		V [ ]			
Field Scout Executive		H [ ]			

Asst Field Scout Executive					
----------------------------	--	--	--	--	--

Paul Myers says the lapel pin squatty crowns come in painted and etched detailing, and the tall crown with raised detailing.

1938-68 BADGES, CAST FC Badge	Lapel Pins				
	Screw Back	Locking Clasp	Safety Pin	Bent Wire	Clutch Back
Scoutmaster 21/5 1 down/1 slant		V [ ]		V [ ]	
Scoutmaster 16?5/5 1/1		V [ ]			
Scoutmaster 4/5		[ ]			
Scoutmaster 3?4?/5				H [ ]	
Scoutmaster ?/5 stars down (1935-38?)		V [ ]			
Scoutmaser (STERLING)		V*[ ]		H [ ]	
ASM 21/5 2 upright		V [ ]			
ASM 21/5 2 slant				H [ ] V [ ]	
ASM 19/5 2 slant STER PAT 2066969		*V [ ]			
ASM 8/5		V [ ]			
ASM 4/5		V [ ]			
ASM 12/5 stars down (1935-38?)		V [ ]			
ASM 13?/5 (STERLING) stars up?				H [ ]	
Layman 21/5 2 down		H [ ] V [ ]	V [ ]		
Layman 20/5 2 upright		V [ ]			
Layman 13/9 2 upright		V [ ]			
Layman 13/7 2 upright pinned early?		V [ ]			
Layman 13/7 2 upright thick knot no pi		V [ ]			
Layman 10/5 2 down		V [ ]			
Layman 21/5 2 down		V [ ]			
Layman 21/5 2 down		V*[ ]			
Layman		V*[ ]			
Layman ?/5 painted 40s				[ ]	
Layman SCSS filled 30s		[ ]			
Chaplain STERLING on reverse		V [ ]			
Chaplain 16/5		V [ ]			
JASM 3-BARS 13/7 up dk grn	[ ]				
JASM 3-bars TWC7 up lt green	[ ]				
JASM 3-bars 21/5 down	[ ]			?	
JASM 3-bars painted				H [ ]	
JASM round 8/5			H [ ] V [ ]		
JASM round					

\* This is a complete clasp assembly attached directly to the back of the pin. See Glossary locking clasp second illustration. Patent number indicates post-1937.

















<b>SENIOR SCOUTING</b>	<b>Lapel Pins</b>				
<b>Badge</b>	<b>Screw Back</b>	<b>Lockg Back</b>	<b>Safety Pin</b>	<b>Bent Wire</b>	<b>Clutch Back</b>
Sea Scout Lapel Pin	[ ]	V [ ]		V [ ]	[ ]
Sea Explorer (Big E) Lapel Pin					Circle V [ ] FDL [ ]
Rover Scout RS-09 Private Issue					[ ]
Explorer Scout Advisor ES-11		H [ ] V [ ]			
Explorer Scout Asst Advisor ES-13		V [ ]			
Explorer Scout Universal Pin ES-06 (STERLING hallmark = S)		H [ ] S H [ ] V [ ]			
Air Scout Universal AS-04	[ ]	H [ ]	Clsd [ ] Open [ ]	[ ]	[ ]
Explorer Advisor EX-15		H [ ]			
Explorer Asst Advisor ES-17		H [ ]			
Explorer Universal Blue EX-08		H [ ]			
Explorer Universal Red EX-09		H [ ]			

<b>1938-68 BADGES, ENAMEL FC</b>	<b>Lapel Pins</b>				
<b>Badge</b>	<b>Tie Bar</b>	<b>Locking Clasp</b>	<b>Safety Pin</b>	<b>Bent Wire</b>	<b>Clutch Back</b>
Chief Scout Executive	[ ]				
National Staff	[ ]				
Council President (embossed)					
Council President (superimposed)		H [ ] V [ ]		H [ ]	
Council Past President		H [ ] V [ ]		H [ ]	
Scout Commissioner	[ ]	H [ ] V [ ]			
District Commissioner 5/3 2 down	[ ]	H [ ]			
District Commissioner					
Asst District Commissioner 5/3 2 dwn		H [ ]			
Asst District Commissioner 5/3 sterling		[ ]			
Neighborhood Commissioner 5/3 2 down	[ ]	H [ ] V [ ]			
Neighborhood Commissioner					
Scout Executive 5/3 2 down		H [ ] V [ ]			
Scout Executive	[ ]				
Asst Scout Executive 5/3 2 down		H [ ]			
Asst Scout Executive					
Field Scout Executive 5/3 2 down		H [ ]			

		V [ ]			
Field Scout Executive					
Asst Field Scout Exec 5/3 2 down		H [ ]			
Asst Field Scout Exec	[ ]				
Woman Employee [Also shown in collar pins above]	[ ]				[ ]

Paul Myers says the lapel pin squatty crowns come in painted and etched detailing, and the tall crown with raised detailing. I have seen a woman employee lapel pin attached to a tie clip.

POST-1970 BADGES, PLAIN TEXT	Lapel Pins, Tie Tacs, Tie Bar				
	Badge		Tie Bar	Clutch Blue	Clutch Red
Regional Committee			[ ]		
Council President			[ ]	[ ]	
Council Past President wreath			[ ]	[ ]	
Council Past President no wreath				[ ]	
Council Executive Board			[ ]		
Institutional Representative				[ ]	
Scout Commissioner					[ ]
Council Commissioner			[ ]blue		[ ]
District Commissioner			[ ]	[ ]	[ ]
Asst District Commissioner			[ ]blue	[ ]	[ ]
Neighborhood Commissioner			[ ]blue		

Explorer Service Team E E on line				[ ] [ ]	[ ]
National Executive Staff					[ ]
Scout Executive			[ ]short		[ ]
Council Executive			[ ]		[ ]
Council Executive Staff (Short & long tie bars)			S [ ] L [ ]		[ ]
Local Council Staff			S [ ]		
District Executive					[ ]
District Executive Staff			L [ ]		[ ]

### CATALOG/INSIGNIA GUIDE ILLUSTRATIONS FROM 1937, 1938, 1953 AND 1960

We include portions of the 1937 and 1938 catalogs, and the 1953 and 1960 *Official Uniforms and Insignia* that will illustrate several different styles of collar/hat pins simultaneously.

Note in the illustrations below that several of the different types of pin crowns are illustrated simultaneously in the 1937/38 catalogs. In 1938, for example, the Assistant Field Scout Executive is an SCSS4, the Assistant Scout Executive and Scout Executive are TWC7, and the Field Scout Executive is TNC13 type. The 1938 Senior Patrol Leader pin is a different variety than 1937. Note the addition of the Troop Physician in 1938, and the change in style of the Assistant Scoutmaster and Scoutmaster from a First Class pin to a round pin. The 1937 catalog illustrates the President and Past President lapel pins, the 1938 catalog illustrates the collar pins that became available.

# 1937



SENIOR PATROL LEADER    JUNIOR ASSISTANT SCOUTMASTER    TROOP CHAPLAIN PIN    ASSISTANT SCOUTMASTER    SCOUTMASTER




NEIGHBORHOOD COMMISSIONER    DISTRICT AND FIELD COMMISSIONER    SCOUT COMMISSIONER    PRESIDENT OF LOCAL COUNCIL    PAST PRESIDENT OF LOCAL COUNCIL



LOCAL COUNCIL EMPLOYEE    ASSISTANT FIELD AND ASSISTANT DISTRICT SCOUT EXECUTIVE    FIELD AND DISTRICT SCOUT EXECUTIVE    ASSISTANT SCOUT EXECUTIVE    SCOUT EXECUTIVE

# 1938



SENIOR PATROL LEADER    JUNIOR ASSISTANT SCOUTMASTER    TROOP PHYSICIAN    TROOP CHAPLAIN PIN    ASSISTANT SCOUTMASTER    SCOUTMASTER



NEIGHBORHOOD COMMISSIONER    ASSISTANT DISTRICT AND FIELD COMMISSIONER    DISTRICT AND FIELD COMMISSIONER    SCOUT COMMISSIONER    PRESIDENT OF LOCAL COUNCIL    PAST PRESIDENT OF LOCAL COUNCIL



LOCAL COUNCIL EMPLOYEE    ASSISTANT FIELD AND ASSISTANT DISTRICT SCOUT EXECUTIVE    FIELD AND DISTRICT SCOUT EXECUTIVE    ASSISTANT SCOUT EXECUTIVE    SCOUT EXECUTIVE



**LAYMAN**  
(Gold on blue, no wreath.)



**NEIGHBORHOOD COMMISSIONER**  
(Gold outline, eagle and wreath.)



**ASSISTANT DISTRICT and ASSISTANT FIELD COMMISSIONER**  
(Silver outline, gold eagle and wreath.)



**DISTRICT and FIELD COMMISSIONER**  
(Silver outline, eagle and gold wreath.)



**SCOUT COMMISSIONER**  
(Silver outline, eagle and wreath.)



**LOCAL COUNCIL PRESIDENT**  
(Gold on blue, Hands pointing out.)



**CHAPLAIN**  
(Gold on blue and white.)



**PHYSICIAN**  
(Gold on blue and white.)



**LOCAL COUNCIL PAST PRESIDENT**  
(Gold on blue, Hand pointing down.)



**ASSISTANT FIELD AND ASSISTANT DISTRICT SCOUT EXECUTIVE**  
(Gold outline, eagle and wreath.)



**FIELD AND DISTRICT SCOUT EXECUTIVE**  
(Silver outline, gold eagle and wreath.)



**MALE EMPLOYEE**  
(Red and bronze metal for uniform coat collar wear; embroidered for shirt.)



**ASSISTANT SCOUT EXECUTIVE**  
(Silver outline, eagle and gold wreath.)



**SCOUT EXECUTIVE**  
(Silver outline, eagle and wreath.)



**WOMAN EMPLOYEE**  
(Silver and red; metal only.)



**SPECIAL NATIONAL FIELD SCOUT COMMISSIONER**  
(Silver badge, eagle, and gold wreath.)



**CHIEF SCOUT**  
(Silver badge outline, insignia, blue background; red, white and blue background.)



**NATIONAL SCOUT COMMISSIONER**  
(Silver insignia, red, white and blue background.)



**INTERNATIONAL COMMISSIONER**  
(Gold and silver insignia; blue background; yellow, red, white and blue rays.)



**NATIONAL EXECUTIVE BOARD**  
(Silver and gold.)



**PRESIDENT OF THE BOY SCOUTS OF AMERICA**  
(Silver badge, gold arrow head.)  
(Hands pointing out.)



**PAST PRESIDENT OF THE BOY SCOUTS OF AMERICA**  
(Silver badge, gold arrow head.)  
(Hand pointing down.)



**LAYMAN**  
(Gold on blue, no wreath.)



**NATIONAL, INCLUDING REGIONAL STAFF**  
(Silver trefoil, gold eagle and wreath.)



**DEPUTY CHIEF SCOUT EXECUTIVE**  
(Silver trefoil and eagle, gold wreath.)



**CHIEF SCOUT EXECUTIVE**  
(All silver.)

The page above contains illustrations from the 1953 *Official Uniforms and Insignia*. The page below contains illustrations from the 1960 *Official Uniforms and Insignia*. Neither are 100% complete nor as laid out in those books. These are meant to illustrate both patches and pins. The SM, ASM and Troop Committeeman are the same in both books, illustrated in the 1960 version. The 1953 version above shows all but Cub Scout, Boy Scout, and Senior Scout (Exploring) pins. The 1960 version below shows a number of badges that changed during the intervening years. In 1953 there were four different badges for local council executive staff (ADSE, DSE, ASE, SE), but in 1954 they were changed to just two: Local Council Staff and SE/DSE. Between 1956 and 1957 the National President and National Past President badges changed. The Chief Scout and the International Commissioner badges also changed, and the National Scout Commissioner office (and badge) was unfilled until the 1990s.

## 1960



**ASSISTANT SCOUTMASTER**  
Gold on green.



**SCOUTMASTER**  
Silver on green.



**TROOP COMMITTEEMEN**  
Gold on blue.




**LOCAL COUNCIL STAFF**  
Gold on red.



**SCOUT EXECUTIVE AND DEPUTY SCOUT EXECUTIVE**  
Silver on red



**MALE EMPLOYEE**  
Red and bronze metal for uniform coat collar wear; embroidered for shirt.



**WOMAN EMPLOYEE**  
Silver and red; metal only.



**SPECIAL NATIONAL FIELD SCOUT COMMISSIONER**  
Silver badge and eagle; gold wreath; purple background.



**CHIEF SCOUT**  
Silver badge outline, insignia, blue background; red, white, and blue background.




**NATIONAL SCOUT COMMISSIONER**  
Silver insignia, red, white, and blue background.




**INTERNATIONAL COMMISSIONER**  
Silver insignia; red, white, and blue background.



**NATIONAL EXECUTIVE BOARD**  
Silver and gold; purple background.



**PRESIDENT OF THE BOY SCOUTS OF AMERICA**  
Silver badge; gold arrowhead; silver stars. Purple background.





**PAST PRESIDENT OF THE BOY SCOUTS OF AMERICA**  
Silver badge; gold arrowhead; one silver star. Purple background.










**LAYMEN**  
Gold on blue; worn by all Scouters for whose office no specific badge is provided.




### EARLY PINS - 1913-1916

	<p>Believed to be a Deputy Scout Commissioner pin (1913-16). Blue background identifies the Deputy Scout Commissioner.</p>
	<p>National Executive Board (Swastika) lapel pin [Teens-early 20s]</p>

### EARLY PINS - 1917-1919

	<p>Scout Commissioner (dark blue with gold wreath) and Scout Executive (white with gold wreath) only. 35mm screw post and note bent tab backs. December 1917-1919.</p> 
	<p>Scoutmaster, 40mm. Green enamel. December 1917-1919. Screw back, safety pin back</p>
	<p>Assistant Scoutmaster, 40mm. Red enamel. December 1917-1919. Screw back, safety pin back.</p>
	<p>Deputy Scout Commissioner, 40mm. Dark blue enamel. December 1917-1919. Screw back, safety pin back. Paul Myers illustration.</p>

		<p>Assistant Deputy Scout Commissioner, 40mm. Light blue enamel. December 1917-1919. Safety pin back, at least.</p>
		<p>Troop Committee, 40mm. White enamel. December 1917-1919. Safety pin back, at least. Also crude bent tab catch.</p>
	<p>Purple</p>	<p>National Committee</p>

	<p><b>MINIATURE LAPEL PINS.</b> The earliest types, 1916-1919, are 15mm from the top of the crown to the bottom of the loop at the base of the First Class logo. They have raised details and are available in six colors with scarf pin, locking clasp and button backs. Later 15mm pins have flat surfaces with “painted on” details and locking clasps. 17mm miniatures with angle stars and “painted on” details from the 1930s are believed to exist only for Scoutmaster and Assistant. Left are troop committee and assistant deputy Scout commissioner pins.</p>
	<p><b>OVAL PINS.</b> 1916-1919, 17mm tall oval pins with raised detailing and white behind the first class logo. These pins exist with six colors around the design which indicates position (green-SM, red-ASM, dark blue-deputy Scout commissioner, light blue-assistant deputy Scout commissioner, white-troop committee, purple-national committee). They exist with scarf pin (the red one), locking clasp and button backs. Screw post backs (such as the Scoutmaster pin at left) are also known to exist but are not described in the catalogs.</p>
	<p><b>OVAL PINS WITH WREATH.</b> 1916-1919, 17mm tall oval pins. A wreath inside the oval shape. Blue color indicates Scout Commissioner and white color Scout Executive. They exist with scarf pin, locking clasp and button backs. This is a scarf pin.</p>





**OVAL MINIATURE COMMISSIONER PIN. 1916-1919**  
Commissioner and Scout Executive oval wreath lapel pin. Wreath is oval in shape which easily distinguishes this early pin from later round designs. Exists with scarf pin and locking clasp backs. White color is professional.

NOTE: Above descriptions courtesy Paul Myers' paper.



**SCOUT JEWELRY SET. <1918-1927>.** Sterling silver scarf pin, tie clasp, and cuff links in oxidized finish. Scarf pin at right may be an example.



## BADGE BY NAME AND DATES AFTER 1920

### Cub Scouting

	Hat/Collar	Miniature
Den Mother CUBS BSA	1938-47>	None
Den Mother CUB SCOUTS	<1948-72	None
Assistant Cubmaster CUBS	<1932-@42	None
Assistant Cubmaster CUBS painted	@1942-47>	None
Assistant Cubmaster CUB SCOUTS	1948>-68	None
Cubmaster CUBS	<1932-@42	None
Cubmaster CUBS painted	@1942-47>	None
Cubmaster CUB SCOUTS	1948>-68	None
Pack Committee CUBS	<1933-@42	None
Pack Committee CUBS painted	@1942-47>	None
Pack Committee CUB SCOUTS	1948>-68	None
Assistant Field Commissioner Cubs	<1932-<51	None
Field Commissioner Cubs	<1932-<51	None
Universal Cub (gold and blue)	None	<1932-51>

### Boy Scouts

	Hat/Collar	Miniature
Senior Patrol Leader (Silver)	1921-32	None
Senior Patrol Leader (Gold)	1933-45	None
Junior Assistant Scoutmaster (3 bars)	1926-45	1927-<47
Junior Assistant Scoutmaster (Round)	None	1948-<56
Assistant Scoutmaster (First Class)	1920-38	1920-38
Assistant Scoutmaster (Round)	1938-68	1938-<56
Scoutmaster (First Class)	1920-38	1920-38
Scoutmaster (Round)	1938-68	1938-<54
Troop Committee (First Class)	1920-27	1920-27
Layman (Round)	1927-68	1927-<54
Chaplain	1932-68	1939-<54
Physician	1937-68	None

### Senior Scouting

	Hat/Collar	Miniature
Sea Scout Hat Pin	1921-Present	1927><30-Present
Sea Scout Mate/Committee	2002-Present	None
Sea Scout Skipper	2002-Present	None
Sea Scout Council position	2002-Present	None
Sea Scout Regional position	2002-Present	None
Sea Scout National position	2002-Present	None
Rover Scout Hat Pin	1937-<54	None
Explorer Scout Hat Pin	1937-49	1941-49
Explorer Scout Assistant Leader	1941-49	1941-49
Explorer Scout Leader	1941-49	1941-49
Explorer Universal Pin	None	<1950-58
Outfit/Explorer Assistant Advisor	1946-58	<1950-<56
Outfit/Explorer Advisor	1946-58	<1950-<54
Air Scouts/Explorers	None	<1944-66

<b>Local Council Volunteers</b>	<b>Hat/Collar</b>	<b>Miniature</b>
Neighborhood Commissioner	1933-68	1933-<54
Assistant District Commissioner (ADepC)	1920-68	1920-<54
District Commissioner (Dep Comr)	1920-68	1920-<54
Assistant Council Commissioner	1967-68	None
Council Commissioner (Scout Comr)	1920-68	1920-<54
Council Committee (First Class)	1920-27	1920-27
Layman (See above)		
Council President	1937-68	1933-<54
Council Past President	1939-68	1933-<54

<b>Local Council Professionals</b>	<b>Hat/Collar</b>	<b>Miniature</b>
Council Executive Staff (AFSE)	1921-68	1921-<56
District Executive (FSE)	1921-<54	1921-<54
Assistant Scout Executive	1921-<54	1921-<54
Scout Executive (& DSE)	1921-68	1921-<54
Male Employee (First Class)	1933-62>	None
Male Employee (Round)	<1966-68	None
Woman Employee	None	<1947-76>

<b>National Council Volunteers</b>	<b>Hat/Collar</b>	<b>Miniature</b>
National Councilman (First Class)	1920-27>	1924-27
Layman (See above)		
National Executive Board	<1933-68	<1951-<56
Spl Natl Field Scout Commissioner	1933-68	1933-<56

(NOTE: Most other National Council Volunteer positions are one-of-a-kind. Except for a design change occurring in 1956-57, most were designed before 1929 or 1933 and stayed until 1968. See the 1929 and 1933 insignia booklets and those of the 50s and 60s. Many are illustrated above.)

<b>National Professionals</b>	<b>Hat/Collar</b>	<b>Miniature</b>
Deputy Regional Scout Executives	1921-<33	None?
Regional Scout Executives	1921-38>	None?
National Staff	1921-68	None?
Deputy CSE (Div Dir <1929)	1921-68	1938-68?
Chief Scout Executive	1921-68	None?

### **TERMS FOR OFFICES/POSITIONS**

Some terms may not be familiar to those used to Scouting terms of the 2000s. The following table of equivalent terms may be useful to you. Variations in these terms occur.

#### **OLDER TERM**

Layman

Scout Commissioner

Deputy Scout Commissioner

#### **CURRENT TERM**

Any position not “commissioned,” i.e. troop committeeman, district committee, council committee/executive board, etc. Only unit leaders, assistants, commissioners and professionals were commissioned in the BSA at the time.

Council Commissioner

Analogous to District Commissioner

Field Scout Commissioner	Analogous to District Commissioner
District Scout Commissioner	District Commissioner
Assistant Deputy Scout Commissioner	Analogous to Assistant District Commissioner
Assistant Field Scout Commissioner	Analogous to Assistant District Commissioner
Assistant District Scout Commissioner	Assistant District Commissioner
Roundtable Commissioner (wore ADC)	Roundtable Commissioner
Neighborhood Scout Commissioner	Unit Commissioner
Neighborhood Commissioner	Unit Commissioner
Assistant Field Scout Executive	Assistant District Executive
Field Scout Executive	District Executive
District Scout Executive	District Executive
Assistant Scout Executive	Council Executive Staff
Scout Executive	“Council Executive” (“Scout Executive” is right)

## REFERENCES

I have used the following references for this work. It is important to remember that catalogs usually came out about annually. Insignia guides came out less often. So, the start of the issue of a badge may be earlier than the date that is first shown. Similarly, the end of a badge, particularly the phase out of the miniature lapel pins, may occur well before the date they are no longer listed in the catalog. Because of gaps in publications, some dates cannot be exact.

*Collecting Scout Leader Pins*, Draft Copy, Paul Myers, undated. (Paul has references George does not, and vica-versa.)

*The UNIFORM BADGES and INSIGNIA*, BSA Service Library No. 3189, 1929.  
*Uniform Badges and Insignia 1933*

*Boy Scout Supply Catalog*, August 1913  
*Scouting - Gardening and Special Equipment Number - Vol. VI, No. 9, May 1, 1918*

*Scouting - Equipment Number - Vol. 9, No. 11, November 1921*  
*Vol. 13, No. 11, November 1925*  
*Vol. 15, No. 10, October 1927*

*The Scout Executive - Vol. X, No. 9, October 1929*  
*Vol. XI, No. 9, October, 1930*  
*Vol. XIII, No. 9, October, 1932*  
*Vol. XIV, No. 9, November 1933*  
*Vol. XV, No. 10, November 1934*

*The Scout Administrator - Vol. I, No. 9, October 1935*  
*Vol. III, No. 2, November 1937,*  
*The Local Council Exchange - Vol. 1, No. 3, November 1938*  
*Vol. 2, No. 5, November 1939*  
*Vol. 4, No. 2, May 1941*

*The Scout Executive - Vol. 12, No. 7, October 1947*

*Price List, Official Boy Scout Uniforms and Equipment*  
April 1, 1944  
January 15, 1945  
January 1, 1947

*Official Uniforms and Equipment of the Boy Scouts of America*  
March 1951  
June 1, 1951  
January 1, 1953  
June 1954  
March 1, 1955  
January 1, 1956  
April 1, 1957  
September 1, 1957  
March 1, 1958  
November 1, 1958  
March 1, 1961  
January 1, 1962  
September 1, 1962  
March 1, 1963  
March 1, 1965  
September 1, 1966  
March 1, 1968  
January 1, 1969

January 1, 1970  
March 1, 1970  
March 1, 1971  
March 1, 1972  
September 1, 1972  
March 1, 1973  
9/73  
3/74  
3/75  
8/75  
3/76

*Official Uniforms and Insignia, BSA*

Cub Scouting May 1<sup>st</sup>, 1953  
Boy Scouting May 1<sup>st</sup>, 1953  
Exploring May 1<sup>st</sup>, 1953  
Boy Scouting, March 1<sup>st</sup>, 1954  
Cub Scouting, September 1<sup>st</sup>, 1955  
Boy Scouting, September 1<sup>st</sup>, 1955  
Exploring September 1<sup>st</sup>, 1955  
Boy Scouting, October 15<sup>th</sup>, 1956  
Cub Scouting, August 15<sup>th</sup>, 1957  
Boy Scouting November 15<sup>th</sup>, 1957  
Boy Scouting January 15<sup>th</sup>, 1959  
Cub Scouting September 15<sup>th</sup>, 1959  
Boy Scouting April 15, 1960  
Cub Scouting, January 1, 1961  
Boy Scouting, January 1<sup>st</sup>, 1962  
Cub Scouting December, 1962  
Boy Scouting December, 1962  
1/66  
8/66  
1/67  
9/67  
1/69  
5/73

<sup>1</sup>*A Guide to Dating BSA Uniforms and Insignia, 4<sup>th</sup> Ed., 2009, Mitch Reis, and Scouting, Feb-Mar 1945*

<sup>2</sup>*Handbook for Boys, 34<sup>th</sup> printing, 1941, p. VII, VIII*

Additional information is in Part 4.

We hope this exposition has been of interest. As you can see, there are still some gaps to fill in. If you have information that would help, please contact George at [George@Crowl.org](mailto:George@Crowl.org) or 832-467-1998 or 16213 Congo Ln, Jersey Village, TX 77040-2011.

<sup>3</sup>[www.scouting.org/cubscouts/about/history.html](http://www.scouting.org/cubscouts/about/history.html). 28 Oct 2007. Note that the October 1947 *Scout Executive* still showed all old Cub Scout logos (CUBS BSA), pp. 12-14.

<sup>4</sup>Craig Murray, "Den Mother," [www.sageventure.com/history/cub/DM.htm](http://www.sageventure.com/history/cub/DM.htm). 25 Oct 2007.

<sup>5</sup>*Scouting*, October 1946

<sup>6</sup>*Official Uniforms and Insignia*, May 1973, p. 7; *Insignia Control Guide*, January 1979, p. 6; Personal communication, "rackstraw," dual post variety was his or his brothers' personal property during period 1975-84. October 2007.

<sup>7</sup>*Scouting, Equipment Number* November 1921 (Reprint), p. 9 and *Senior Scouting Collectibles*, Jim Clough, 1995, p. 58.

<sup>7a</sup>*Scouting, Equipment Number*. May 6, 1920 p. 34; November 1921 (Reprint) p. 9, November 1924 p. 11. All show the rope or wreath in footnote 7. The 1924 catalog says Sea Scouts have major changes coming. The November 1925 catalog p. 11, "No. 219, Seascoutmaster's Badge. For Seascoutmasters and junior officers. Seascout emblem rope circle, prepaid, each. \$1.00" The illustration is a line drawing, no color, but does NOT show the rope. It says, "Metal badge on cap." It shows the Sea Scout badge, with a height of 1 1/8", which is the size of our cap badge. This page has both khaki and blue/white Sea Scout uniforms, showing the transition. The next specific mention of the pin is in the 1929 Uniform Badges and Insignia booklet #3189, where it is specifically silver.

<sup>8</sup>*Handbook for Boys, 30<sup>th</sup> printing, 1938, p. 390*

<sup>9</sup>*Senior Scouting Collectibles, op.cit. p. 13.*