

**Scout Leader Pins
George Crowl**

Part 4—Chronological Display of Collar and Lapel Pin Varieties

TABLE OF CONTENTS (Cont'd)

IntroductionPart 1
 Illustrated Glossary of Pin TermsPart 1
 Basic Pin IdentificationPart 1
 Varieties of Hat and Collar Pins - 1920-1968Part 1
 Varieties of Lapel Pins - 1920-54Part 2
 Table of Hat and Collar Pin Front and Back VarietiesPart 2
 Table of Lapel Pin Front and Back VarietiesPart 3
 Catalog/Insignia Guide Illustrations from 1937, 1938, 1953 and 1960Part 3
 Early Pins from 1913-16Part 3
 Early Pins from 1917-19Part 3
 Badge by Name and Dates after 1920Part 3
 Terms for Offices/PositionsPart 3
 ReferencesPart 3
 Cub Scout Collar and Lapel PinsPart 4
 Boy Scout Collar and Lapel PinsPart 4
 Senior Scout Collar and Lapel PinsPart 4
 District and Council Collar and Lapel PinsPart 4
 National Collar and Lapel PinsPart 4

NOTE: We have identified badge and back combinations that we know exist. We know there are more combinations that exist. If you have a combination not listed in this table, please contact George at my address at the end of this paper, and advise me so I can correct this paper. Use caution in following the colors of these scans/photos. Color variation in the actual items is much less than it appears on these images.

CUB SCOUT COLLAR AND LAPEL PINS

Cub Scout collar pins generally come in three varieties of front and six different pins in back. Lapel pins come in four varieties, all “universal Cub” emblems.





CUBMASTER. Diamond, silver wolf and lettering on green background.

		
Type 1.1932-@1942	Type 2.@1942-47	Type 3.1948-68

ASSISTANT CUBMASTER. Diamond, gold wolf and lettering on green background.

					
Type 1. 1932-@1942		Type 2. @1942-47		Type 3. 1948-68	



DEN MOTHER. Wolf in a diamond, surrounded by two scrolls, “CUBS BSA” or “CUB SCOUTS” and “DEN MOTHER.”

			
1938-47 ⁵	Sew-on 1948	1948-72	Sew-on







PACK COMMITTEE. Diamond, bronzewolf and lettering on blue background.

Scan not yet available.			
Type 1. 1933-@1942	Type 2. @1942-47	Type 3. 1948-68	





COMMISSIONERS. Diamond, wolf and lettering on blue background.

Assistant Field Commissioner for Cubs. District Cub Commissioner. District Cub Committee.	Field Commissioner for Cubs. Council Cub Commissioner. Council Cub Committee.
	
Gold wolf and lettering @1932-<51, Type 1 only	Silver wolf and lettering @1932-<51, Type 1 only

CUB SCOUT COLLAR PIN BACKS. There is not a guaranteed sequence of pin backs. The order below is approximate. I list the pin front associated with it, but other fronts may also be associated, or the same front may have different backs.

					
Crude hook. CUBS enamel.	Horizontal or vertical lock, top entry. Enamel	Crude wire. CUBS painted.	Horizontal or vertical lock, side entry. Enamel.	Dual post. CUB SCOUTS enamel.	Bar mount- ed spinlock. On Den Mother pins.

CUB SCOUT LAPEL PINS. These are for all Cub positions, not just the Assistant Field Commissioner for Cubs, which is the color scheme. This is a “universal” pin.

			
Type 1. 1932-@1942	Type 2. @1942-47	Type 3. 1948-53	Type 4. 1963--1998 Also tie tacs, & other pins.

BOY SCOUT COLLAR AND LAPEL PINS








Boy Scout collar pins generally come in several varieties of front and five different pins in back. Lapel pins come in four varieties. ASM, SPL and JASM pins have more varieties. I show the 1917-1919 pin in addition to the 1920-68 sequence. Screw backs are regarded as hat pins, and pin backs are regarded as collar pins. However, before 1928 the screw back was used as a collar pin also.

SCOUTMASTER. First Class badge in green with silver accents.

					
December 1917- 1919, 40mm	Both dark and light green, only screw backs.	Both dark and light green, both screw and vertical pin backs.	Rare. See ASM and SPL.	One variety.	Several different backs.
	SCLS5. 1920-@1928, 1”	SCSS4. @1928-34, 1”	SCMS0. 1928?34?	TWC7. 1934-37	TNC13. 1938-68, 7/8”

ASSISTANT SCOUTMASTER. First Class badge in green with gold accents. This position has two varieties that other positions do not. The “no knot” TWC7 is believed to be a manufacturing error, there have been 2-3 auctioned, and examination of the item does not indicate breakage. The TNC13 cutout pin was made for only a short time in 1938. The SCMS0





variety has been observed with a “THE VICTORY PATENTED” 3 barb screw back, indicating that it may have been produced prior to 1924.

						
	Dark and light	Light only	Rare. SPL badge has similar cutouts, but 4 stars. Screw back.	No knot = mfg error	Scarce. ASM only.	
December 1917-1919, 40mm. ASM was red background.	SCLS5. 1920-@1928, 1”	SCSS4. @1928-1934, 1”	SCMS0. <1924?1928? 1934? 1”	TWC7. 1934-37 1”	TNC13. 1938 only, 1”	TNC13. 1938-68 7/8”





TROOP COMMITTEE (LAYMAN). The troop committee had only two pins, the white and then the bronze or gold on blue. At that point, the decision was made that troop (and other unit) committee and the council and higher committees would wear just one badge, Layman. The First Class design and the width of the knot were different in the first edition. The second edition had a screw back early, indicating it may have been modified already by 1928.

				
December 1917-1919, 40mm	SCLS5. 1920-@1928, 1”	SC13. @1928-?, 7/8”	TNC13 painted. @1942-46?, 7/8”	TNC13. ?-1968, 7/8”

CHAPLAIN. Started in 1932. This series is probably incomplete due to the scarcity of this pin. The first pin looks like a Tall Wide Crown, has detailed, upside-down stars, and hallmarked STERLING, indicating possible manufacture during World War II or earlier.

			
TWC13. Has detailed stars. WWII or prewar.	TWC13.	TWC13. Dot stars. V lock.	TWC13. Dual post. 1960-68.

PHYSICIAN. Started by 1937. This series is also probably incomplete due to its scarcity, even more scarce than the Chaplain.

			
TWC13. Filled between the wing and FDL, and under T&K.	TWC13. Not filled under T&K. Mounted off vertical.	TWC13. Safety pin clasp. (WWII)	TWC13. Dual post. 1960-68

JUNIOR ASSISTANT SCOUTMASTER. Junior Assistant Scoutmaster hat pins started in 1926, and ended in 1945 when they were taken off the hat. JASM pins are identified by the SPL type. See Part 2 for complete descriptions. Some types were not made in JASM. Dave Paterson identified T5.5, SCLS5 and provided the images for both JASM and SPL.


			
T2. SCLS5 dark green, 1926-@1928	T3. SCSS4 dark green, @1928-?	T4. SCSS4 light green ?-1934	T5.5 SCLS5 light green, date unknown

			
T6. SCSS4 cut out scroll @1933?	T7. TWC7 1934-37	T8. TNC13 enamel screw 1938-@1942	T9. TNC13 painted crude wire @1942-45

SENIOR PATROL LEADER. Senior Patrol Leader hat pins started in 1921, and ended in 1945 when they were taken off the hat. See Part 2 for complete descriptions of each type.

			
T1. SCLS5 silver, rare 1921-	T1A.SCLS5 bronze, rare	T2.SCLS5 all silver, ?-1928?	T2A.SCLS5 stars different, ?-1928?

				
T2B. SCLS5 Light green ?-@1928	T3. SCSS4 dark green silver @1928-?	T4. SCSS4 light green silver ?-1933	T5. SCMS4 light green cut-outs @1933?	T5.5 SCLS5 gold light green, 1933-?






			
T6. SCSS4 light green, gold FDL 1933-34	T7. TWC7 1934-37	T8. TNC13 screw back enamel 38-@42	T9. TNC13 wire pin back painted @1942-45

PATROL LEADERS. I have no historical sequence on these pins, and few photographs. They began about 1916 and ended about 1925.

					
First Class PL hat pin	First Class PL hat pin	First Class PL hat pin	1 st Class Shirt	Second Class PL	Tender-foot PL

BACKS. Screw backs were the first kind. Solid nuts appear early, and have two prongs on the pin side. The inside of some nuts say “THE VICTORY PATENTED.” Association with a Sea Scout hat pin indicates a date by 1924. More commonly, some say “PAT NOV 14,11.” Most common is no markings on the nut. Following those are the top-entry vertical locking pin. During World War II we had both a safety pin style and a crude wire hook style, often with STERLING on the back. We returned to a horizontal or vertical locking pin, often side-entry. A sub-family of that is the bar mounted spin lock. Finally, we went to a dual post gripper, either horizontal or vertical.

	 3 barbs, writing is barely visible here. A 10X glass is useful.	 Many barbs, writing is hard to see. Use a 10X glass.		
Solid nut	THE VICTORY PATENTED	PAT NOV 14,11	No marking on nut. Ends @1928-30	Vertical locking pin (top entry)

				
Locking pin (top entry)	Safety pin style	Crude wire hook WWII	Bar mounted spin lock	Dual post gripper 1960-68









LAPEL PINS. Lapel pins come in two main varieties. Earlier, circa 1913-38, is a cloisonné pin with the appropriate colors. From 1921-38 Boy Scout leader pins were 1” tall including the metal knot. Lapel pins were 5/8” tall, not including the hanging wire knot, which varied in

length. 1938-68 had a miniature version of the main pin. The Scout leader pins were 7/8" in diameter, the lapel pins were still 5/8" in diameter. There are a multitude of minor varieties of all these pins. I illustrate one of each major variety when possible.

1917-20. There were several different styles during this period. These illustrate four major varieties.

1913-17	1917-20	1917-20	1917-20	1917-20	1917-20
					
Commissioner, for style only	Scoutmaster oval pin, raised design	Scoutmaster oval pin, flat design	Assistant Scoutmaster raised design	Assistant Scoutmaster flush design	Troop Committee flush design

1920-38. The lapel pins followed the collar pins in design. Scoutmaster—silver on dark green and light green, ASM—gold on dark green and light green, committee—bronze on blue. Upright stars and slanted stars. The first Layman badge in 1927 presaged the circular badges of 1938 and following. The Junior Assistant Scoutmaster lapel pin of three bars carried on until 1945, a symbol of a young man almost grown up. The Senior Patrol Leader did not have a lapel pin.

							
Scoutmaster, upright stars, light green	Scoutmaster, slanted stars, light green	ASM, dark green, upright stars	ASM, light green, upright stars	Troop Committee	JASM, dark green, upright stars	JASM, light green, slanted stars	JASM, painted bars, slant stars

1938-68. The lapel pins continued to follow the collar pin design. The fleur-de-lis is a separate raised piece. The crowns are supposed to be the tall narrow variety, but do vary somewhat. I have not found a pattern yet. The number of stars and stripes in the shield varies. World War II brought the STERLING variety. When the JASM hat pin was phased out in 1945, the lapel pin followed the new bronze border patch without words. The Physician lapel pin apparently was never produced, according to the price lists of the time.

				
Scoutmaster	Assistant Scoutmaster	Layman (Troop Committee)	Junior Assistant Scoutmaster	Chaplain

SENIOR SCOUT COLLAR AND LAPEL PINS

Senior Scout collar pins are several different varieties of front and five different pins in back. Lapel pins come in four varieties. Senior Scout pins are generally newer, and scarcer than Boy Scout pins.

Sea Scout/Sea Explorer Collar and Lapel Pins

Sea Scouting is the oldest of our Senior Scouting programs, founded in 1912 and having distinct uniforms and identity by 1918. It was called Sea Scouts from 1912 to 1949, when it was rolled into the Exploring program with Air Scouts and Explorer Scouts. It was Sea Explorers from 1949 to 1998. In 1998 at the founding of Venturing, it reverted to Sea Scouts at the request of the national commodore. Many people never stopped calling it Sea Scouts those 49 years.

Until recently, the only pins that Sea Scouts had were the universal hat pins. These were worn as hat pins on the yachtsman's cap to identify a Sea Scout leader from a generic yachtsman. Dates before 1924 are problematic. All of these have screw backs, through today.







				
Possible WWI leader hat badge	Commodore hat pin, c. 1918-24, bronze or silver	Leader hat pin, c. 1918-24, bronze or silver	Leader's hat pin, bronze 1925-27?	Leader's hat pin, silver 1927?-present

Beginning in 2002 to present, Sea Scout leaders began to wear position pins on the khaki work and the summer dress white uniform. These pins cause the uniform to look more like a military officer's uniform. The pins may be pinned on a black epaulet to wear on the dress white uniform (but a market in larger woven insignia on the epaulets has developed, and the pins are seldom







worn there now). More common is to wear the pins on the khaki work uniform collar. All have one or two clutch backs, depending on manufacture date.

					
Lapel pin worn by youth Quartermasters on the khaki or white adult uniform	Mate, committee member, and chairman	Skipper	Council Commodore and Vice-Commodores, Council Professional	Regional Commodore, Regional Committee, Regional Professionals	National Commodore, National Committee, National Professionals

LAPEL PINS. Lapel pins in Sea Exploring changed with the changes in the Senior Scouting program of BSA.

					
Screw back	Vertical locking pin	Big E CAW clutch back	Big E CAW clutch back	Big E FDL clutch back	Traditional clutch back

BACKS. The very first backs had stabilizing wings. The screw back has been in use for 90 years, with a few of the bent wire backs. The lapel pins had screw backs, vertical locking pins, clutch pins similar to the last photo, and traditional clutch pins.

					
Stabilizing forks similar to early commissioner pins	Just the screw back	Screw back, THE VICTORY PATENTED	Bent wire back	Current screw back	Dual clutch only photo seen, no sample

Rover Hat Pins

Rovering was the second Senior Scouting program started, in 1928, but never grew very large. It was disbanded in 1952-65. I believe there were two different front designs and at least four backs. Though there is a squatty crown cloth badge, the pin is not cataloged before 1937, so a tall wide crown seems right. I do not know of an official lapel pin. Any pin with a clutch back is a private issue copy, made by Kentucky Rovers in the 70s.

		 	 
Tall wide crown, large S 1937-52	Tall wide crown, small S 1937-52, sequence unknown	Vertical locking pin, horizontal wire pin (WWII)	Vertical wire pin, vertical crude catch




Explorer Scout Hat and Lapel Pins

Explorer Scouting was started next, in 1933. It took until 1937 for the badges to be shown in the catalogs. Explorer Scouting lapel pins are identical, just 5/8" diameter, with locking pins. Explorer Scouts were disbanded in 1949, morphing into Explorer posts and Exploring in the troop.

			 	
Explorer Scout universal hat badge 1937-49	Explorer Leader/ Advisor <1941-49	Asst Explorer Leader/Advisor <1941-49	Vertical and horizontal locking pins	Vertical bent wire clasp (horizontal exists) (WWII)

Air Scout Universal Lapel Pin

Air Scouting started in 1941. The first catalog showing any Air Scout material was a price list of 1944, which showed the only lapel pin associated with Air Scouts/Air Explorers. It had only one front, but many different backs.

			Also screw back, locking pin back,
Air Scout Universal <1944-65	Early open back	Clutch back (last?, 60s?)	closed safety pin, and bent wire back

Senior Scout Outfit Collar and Lapel Pins

Senior Scout Outfits allowed youth to work on whichever of the Senior Scout programs they wanted. They existed from 1946-49. See Exploring for these pins. They were adopted wholesale into the Explorer program.

Explorer Collar and Lapel Pins

Exploring started in 1949. It incorporated Air Scouts, Sea Scouts and Explorer Scouts all into one omnibus program, but retained the identity of the first two as Air Explorers and Sea Explorers. The basic insignia was called Compass-Anchor-Wings (CAW), and is reflected in the collar and lapel pins of the time. These were not used, to my knowledge, by either Air Explorers or Sea Explorers, only Explorers in posts and troops. The Advisor/Associate Advisor collar pins came in only one confirmed variety. The back was only a horizontal locking clasp. The unknown is a green background silver collar pin.

			
Explorer Advisor 1949-53+	Explorer Associate Advisor 1949-1958	Unknown, possibly Advisor 1953-58	Horizontal locking pin

CAW Exploring went through some significant changes in other insignia between 1949 and 1958. The most obvious was going from a blue background to a red background for most insignia. This was reflected only marginally in the lapel pins. The Advisor, Associate Advisor, and Universal lapel pins were available. The universal lapel pin changed from blue background to red background. I show the Silver Award lapel pin because of the possibility of confusion. All had horizontal locking pins. We have seen no leader lapel pins with red or green background.

					
Advisor lapel, 1949-58	Assoc Adv lapel 1949-58	Universal lapel 1949-54	Type 1 Silver Award lapel	Universal lapel 1954-58	Horizontal locking pin

Except for the Sea Scout pins in current use, no other Senior Scout pins were used in Exploring after 1958 or in Air Exploring after 1965.

DISTRICT AND COUNCIL COLLAR AND LAPEL PINS

The primary district and council pins are the commissioner and the professional wreath pins. There are other kinds as well, council committee, layman, president, past president, etc. The Layman pin is shown in the Boy Scout section above. The Cub committee and commissioner pins are shown in the Cub Scout section above. I will not repeat them.

Starting with the odds and ends, we have council committee, president, past president.

				
Council Committee SCLS5 1920-27	Council President @1937	Council President 1939-1968	Council Past President @1937	Council Past President 1939-1968

After 1920, commissioners have identical pins except for the heraldic color scheme. Scout executives have similar pins. There are six identifiable fronts. Proper dating also depends also on identifying the backs.








					
1917-1919 Deputy Scout Commissioner	Assistant District Commissioner SCLS5 1920-@1928	District Commissioner SCSS4 @1928-1932	Council Commissioner TWC7 1933-1937	Assistant District Commissioner TNC13 1938-1968	Council Commissioner TNC13 VS @1942-<1954

Similarly, council professional badges followed the design of volunteer commissioner badges exactly.

					
Scout Executive 1917-19	Scout Executive SCLS5 1920-@1928	Asst Scout Executive SCSS4 @1928-1932	Scout Executive TWC7 1933-1937	Asst District Executive TNC13 1938-1968	District Executive TNC13 VS @1942-<54

Date both kinds of collar pins more exactly by looking at the reverse of the badges. The general distinctions of screw back Scoutmaster pins above starts the series. The same screw backs were

used on commissioner/professional pins. The STERLING hallmark on the 4th and 5th pins is, to the best of our knowledge, a World War II and slightly later hallmark.

						
Screw back, unsupported 1920-@1928-30	Unsupported back 1920-@1942	“Safety pin clasp” early WWII	Vertical back support, crude hook, WWII	Vertical back support, lock, WWII-@54	Full support back, @1954-68	Dual post, 1960-68

Commissioner and professional lapel pins did not change much. The early oval Scout and Deputy Scout Commissioner were followed by a smooth cloisonné pin. Following that was a cast pin. I do not know the date of transition from one to the other. Finally, we have a “modern” pin with words for the position. Any assistance on dating is appreciated.

				
Scout Commissioner 1916-19	Deputy Scout Commissioner 1916-19	Deputy Scout Commissioner 1920-1938? Vertical lock back	Assistant District Commissioner 1938?-1968 Horizontal lock back	District Executive Staff 1970-? Clutch back

NATIONAL COLLAR AND LAPEL PINS

There are few catalog or insignia guides that deal with the National pins. My information here is not as well documented as in other sections. If you detect any errors or serious omissions, please contact me with your information. I do not deal with those volunteer badges that were unique to one position, they are dealt with in Part 1.





The national professional badges had a vertical locking pin, except for the last. As with other series, the basic design did not change for the individual’s position, only the colors of the wreath, first class and eagle. The design was slightly modified over the nearly 50 years it was used.

					
1920-? Red central color	?-1938 Blue central color	1938-? New 1 st Class	?-1953 Slight change 1 st Cl	1953-63 Silver 1 st Cl	1963-68 Dual post back

Volunteer positions were less consistent. Collar and lapel pins appear to be identical. The background on the Special National Field Commissioner seems to have changed and changed back. [A dark First Class with no enamel but dual post back has been seen.](#)

			
Special National Field Commissioner 1920-38	Special National Field Commissioner 1938-53	SNFC lapel pin	Special National Field Commissioner 1953-68

The National Committee went to the Layman badge in 1928.

			
Executive Board 1914-20	Executive Board 1921-38	National Committee 1920-27	Executive Board 1938-68

Backs were consistently vertical locking pin until dual post came out.

		
National staff back 1920-38	National staff back 1938-63	National staff back 1963-68

We hope this exposition has been of interest. As you can see, there are still some gaps to fill in. If you have information that would help, please contact George at George@Crowl.org or 832-467-1998 or 16213 Congo Ln, Jersey Village, TX 77040-2011.

©2012 V8.0 3/1/15